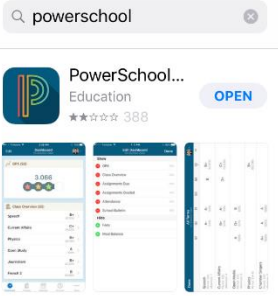
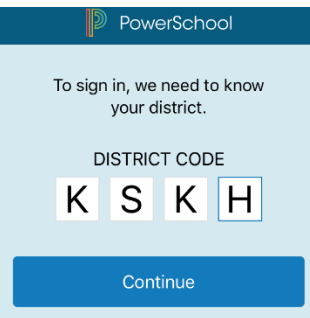

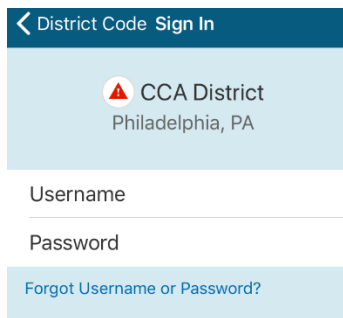
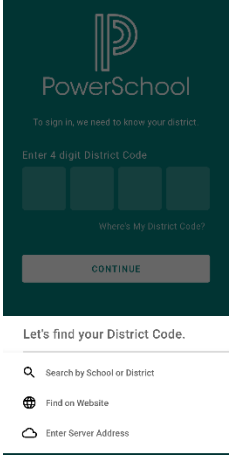
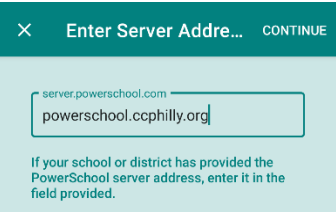


Setting up PowerSchool PARENT/STUDENT Portal on your Device

<p>For ALL Devices, Download the PowerSchool Mobile App. Once downloaded, open the app.</p>	<p>FOR APPLE DEVICES Enter the District Code: KSKH. Press continue and you will be prompted for your Username and Password.</p>	<p>FOR ANDROID DEVICES Click "Where's My District Code?"</p>
		
		<p>Then click "Enter Server Address".</p> 
		<p>Enter the server address: powerschool.ccphilly.org then press CONTINUE (Be patient while the circle is swirling and setting things up)</p> 
		<p>You will then be prompted for your Username and Password.</p>

Check out this YouTube video with tips on how to get the most out of the PowerSchool Parent/Student Portal: <https://youtu.be/UEWSNbR7Qzg>

Contact Andrea Cervone at acervone@ccphilly.org for any questions.